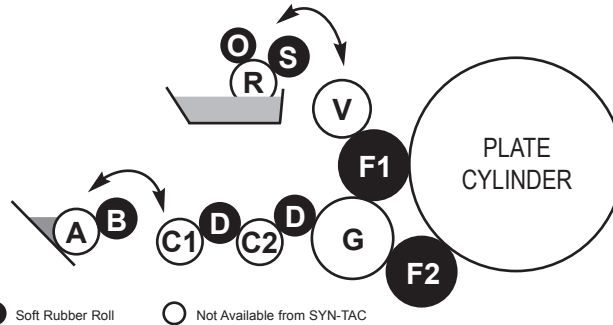


TOKO MODEL 1800 & MULTILITH MODEL 1218



Syn-Tac Cat. No.	Key	Description	Mfg. Part No.	Roll Dia.	Roll Face Lgth.	Overall Shaft Lgth.
---------------------	-----	-------------	------------------	--------------	-----------------------	---------------------------

TOKO MODEL 1800 & MULTILITH MODEL 1218

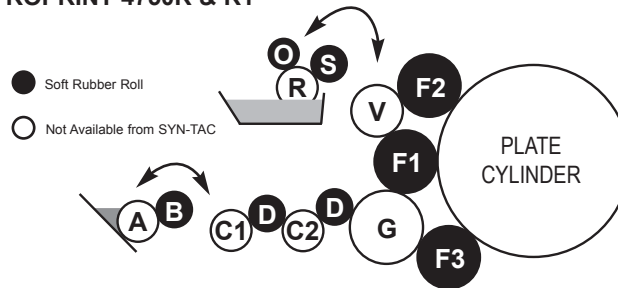
INK SYSTEM ROLLERS

47T10	F1	INK FORM	KT-903	2 ¹ / ₈	12 ¹ / ₈	15 ¹⁹ / ₃₂
47T11	F2	INK FORM	KT-904	2 ¹ / ₁₆	12 ¹ / ₈	15 ¹⁹ / ₃₂
47T25	D	INK IDLER	CS-128	1 ³ / ₈	11 ³ / ₄	13 ²⁵ / ₃₂
47T34*	B	INK DUCTOR	AS-155	1 ³ / ₁₆	11 ¹ / ₄	14 ¹ / ₈

WATER SYSTEM ROLLERS

47T54*	S	WATER DUCTOR	CS-248	1 ¹⁵ / ₃₂	12 ¹ / ₄	17 ⁹ / ₃₂
47T54-L*	S	WATER DUCTOR (1218 only)	CS-248	1 ¹⁵ / ₃₂	12 ⁷ / ₁₆	17 ⁹ / ₃₂
47T57*	O	WATER METERING	DS-334	1 ³ / ₁₆	12 ¹ / ₄	14 ³ / ₁₆

**TOKO MODELS 4700 & 4750 CD
PROPRINT 4750R & R1**



Syn-Tac Cat. No.	Model	Model	Description	Mfg. Part No.	Roll Dia.	Roll Face Lgth.	Overall Shaft Lgth.
---------------------	-------	-------	-------------	------------------	--------------	-----------------------	---------------------------

TOKO MODELS 4700 & 4750 CD

INK SYSTEM ROLLERS

47T10	F1	—	INK FORM	KT-903	2 ¹ / ₈	12 ¹ / ₈	15 ¹⁹ / ₃₂
47T11	F2,3	—	INK FORM	KT-904	2 ¹ / ₁₆	12 ¹ / ₈	15 ¹⁹ / ₃₂
47T12	—	F1	INK FORM	KT-36-13	2 ¹ / ₈	13	15 ¹⁹ / ₃₂
47T13	—	F2,3	INK FORM	KT-38-13	2 ¹ / ₁₆	13	15 ¹⁹ / ₃₂
47T20	D	D	INK IDLER	1531-340710	1 ³ / ₈	13 ¹ / ₈	15 ¹ / ₈
47T30*	B	B	INK DUCTOR	KS-155	1 ³ / ₁₆	12 ⁵ / ₈	15 ¹ / ₈

WATER SYSTEM ROLLERS

47T50*	S	S	WATER DUCTOR	1531-342011	1 ⁵ / ₃₂	13 ³ / ₈	17 ⁵ / ₁₆
47T53*	O	O	WATER METERING	1531-342730	1 ³ / ₁₆	13 ¹ / ₄	15 ¹¹ / ₁₆

TOKO MODELS PROPRINT 4750R & R1

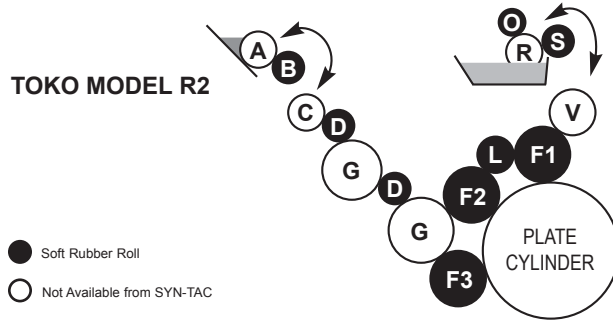
INK SYSTEM ROLLERS

2RT10	F2	1st	INK FORM	1538-330800	2 ¹ / ₁₆	13 ³ / ₁₆	15 ¹⁹ / ₃₂
2RT11	F1	2nd	INK FORM	1538-330900	2 ⁹ / ₃₂	13 ³ / ₁₆	15 ¹⁹ / ₃₂
2RT12	F3	3rd	INK FORM	1538-331000	2 ¹ / ₁₆	13 ³ / ₁₆	15 ¹⁹ / ₃₂
2RT20*	D	INK IDLER		1538-310720	1 ¹³ / ₃₂	14	15 ¹ / ₈
2RT30*	B	INK DUCTOR		1531-340910	1 ³ / ₁₆	12 ⁵ / ₈	15 ¹ / ₈

WATER SYSTEM ROLLERS

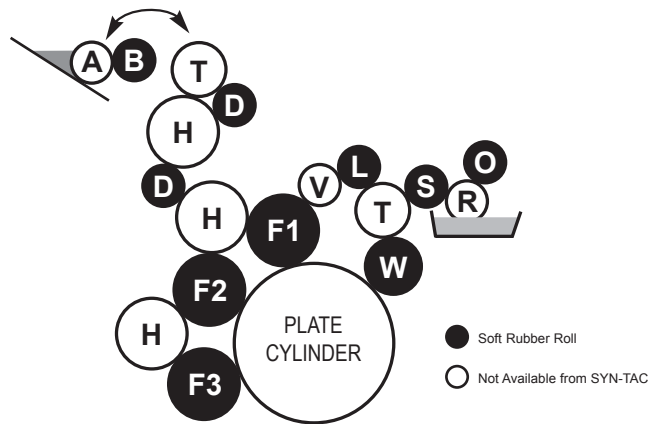
47T51*	S	WATER DUCTOR		1531-537370	1 ¹⁵ / ₃₂	13 ⁷ / ₈	17 ⁵ / ₁₆
2RT51*	O	WATER METERING		1538-320260	1 ³ / ₁₆	13 ¹¹ / ₁₆	15 ¹⁹ / ₃₂

See page 73 for Townsend T-51 color head rolls.
*Bearings are NOT included.



Syn-Tac Cat. No.	Key	Description	Mfg. Part No.	Roll Dia.	Roll Face Lgth.	Overall Shaft Lgth.
TOKO MODEL R2						
INK SYSTEM ROLLERS						
2RT10	F1	1st INK FORM	1538-330800	2 ¹¹ / ₁₆	13 ³ / ₁₆	15 ¹⁹ / ₃₂
2RT11	F2	2nd INK FORM	1538-330900	2 ⁵ / ₃₂	13 ³ / ₁₆	15 ¹⁹ / ₃₂
2RT12	F3	3rd INK FORM	1538-331000	2 ¹¹ / ₁₆	13 ³ / ₁₆	15 ¹⁹ / ₃₂
2RT20*	D	INK IDLER	1538-310720	1 ¹³ / ₃₂	14	15 ¹ / ₈
2RT30*	B	INK DUCTOR	1531-340910	1 ³ / ₁₆	12 ⁵ / ₈	15 ¹ / ₈
WATER SYSTEM ROLLERS						
2RT50*	S	WATER DUCTOR	1538-320471	1 ¹⁵ / ₃₂	13 ⁷ / ₈	17 ⁵ / ₁₆
2RT51*	O	WATER METERING	1538-320260	1 ³ / ₁₆	13 ¹¹ / ₁₆	15 ¹⁹ / ₃₂
2RT53*	L	BRIDGE	1538-331311	1 ¹¹ / ₃₂	13 ³ / ₁₆	16 ⁵ / ₈

TOKO MODEL R2SH



Syn-Tac Cat. No.	Key	Description	Mfg. Part No.	Roll Dia.	Roll Face Lgth.	Overall Shaft Lgth.
TOKO R2SH						
INK SYSTEM ROLLERS						
2RT14	F1	1st INK FORM (medium)	1538-334050	2 ²¹ / ₃₂	13 ¹ / ₁₆	15 ⁷ / ₁₆
2RT15	F2	2nd INK FORM (small)	1538-334150	2 ⁵ / ₃₂	13 ¹ / ₁₆	15 ¹⁹ / ₃₂
2RT16	F3	3rd INK FORM (large)	1538-334250	2 ²⁷ / ₃₂	13 ¹ / ₁₆	15 ⁵ / ₈
2RT21	D	INK IDLER	1538-315710	1 ³ / ₈	14	14 ¹¹ / ₁₆
2RT31	B	INK DUCTOR	1538-317030	1 ³ / ₁₆	13	15 ³ / ₃₂
2RT56	L	BRIDGE	1538-334712	1 ³ / ₁₆	13 ⁷ / ₃₂	16 ³ / ₁₆
WATER SYSTEM ROLLERS						
2RT40	W	WATER FORM	1538-326000	2 ¹⁷ / ₃₂	13 ⁵ / ₃₂	15 ³ / ₁₆
2RT54	O	WATER SQUEEZE	1538-325500	1 ³ / ₁₆	14 ¹ / ₁₆	15 ²⁹ / ₃₂
2RT57	S	WATER TRANSFER	1538-325550	1 ⁵ / ₈	13 ²⁹ / ₃₂	15 ²⁹ / ₃₂

*Bearings and gears are NOT included.